

# A Unified Mathematical Language for Physics and Engineering in the 21st Century

BY JOAN LASENBY\*, ANTHONY N. LASENBY† AND CHRIS J.L. DORAN†

\**Cambridge University Engineering Department, Trumpington Street,  
Cambridge CB2 1PZ, UK. j1@eng.cam.ac.uk*

†*Cavendish Laboratory, Madingley Road, Cambridge CB3 0HE, UK.*

*a.n.lasenby, c.doran@mrao.cam.ac.uk*

*http://www.mrao.cam.ac.uk/~clifford*

The late 18th and 19th centuries were times of great mathematical progress. Many new mathematical systems and languages were introduced by some of the millenium's greatest mathematicians. Amongst these were the algebras of Clifford (1878) and Grassmann (1877). While these algebras caused considerable interest at the time, they were largely abandoned with the introduction of what people saw as a more straightforward and more generally applicable algebra – the *vector algebra* of Gibbs. This was effectively the end of the search for a unifying mathematical language and the beginning of a proliferation of novel algebraic systems, created as and when they were needed; for example, spinor algebra, matrix and tensor algebra, differential forms etc.

In this paper we will chart the resurgence of the algebras of Clifford and Grassmann in the form of a framework known as *Geometric Algebra* (GA). GA was pioneered in the mid-1960's by the American physicist and mathematician, David Hestenes. It has taken the best part of 40 years but there are signs that his claims that GA is the universal language for physics and mathematics are now beginning to take a very real form. Throughout the world there are an increasing number of groups who apply GA to a range of problems from many scientific fields. While providing an immensely powerful mathematical framework in which the most advanced concepts of quantum mechanics, relativity, electromagnetism etc. can be expressed, it is claimed that GA is also simple enough to be taught to school children! In this paper we will review the development and recent progress of GA and discuss whether it is indeed the unifying language for the physics and mathematics of the 21st century. The examples we will use for illustration will be taken from a number of areas of physics and engineering.

**Keywords:** Geometric/Clifford algebra, geometry, quantum mechanics, relativity, gravity, computer vision, buckling.

## 1. Introduction

Today, high school students studying for A-levels, or their equivalent, in the sciences will be introduced to the concept of *vectors* – directed line segments – and taught how to manipulate vectors using classical *vector algebra*. This is effectively the algebra introduced by Gibbs towards the end of the 19th century; it has changed little since then. Those students become practised in the art of vector algebra and see how successful it is in expressing much of two and three-dimensional geometry. Manipulation of the system becomes almost second nature. One can see how hard it then is to abandon this familiar, and apparently successful, system in favour of a new algebra (GA) which has additional rules and unconventional concepts. However, for a moderate investment of time and effort put into learning GA, the reward is to have at one's disposal a tool which allows the user to penetrate into even the most high-powered areas of current scientific research. As we move into the 21st century we have reached the stage where to do research in the physical sciences is often to specialize in one, usually *very limited*, area. However, it has always been the case that great advantages are to be gained from interactions between fields, something which is becoming increasingly difficult but increasingly desirable. We envisage that the new Millennium will see the push for interdisciplinary activity increase manyfold. In the following sections we attempt to give the reader some evidence that geometric algebra may be the best hope we currently have of attaining the goal of a unifying mathematical language for modern science.

## 2. Some History

A problem that occupied many eminent mathematicians of the early 19th century was how best to represent rotations mathematically in three-dimensions (3D), i.e. ordinary space. **Hamilton** spent much of his later life working on this problem and eventually produced the **quaternions**, which were a generalization of the complex numbers (see later) to 3D (Hamilton 1844). The algebra contains 4 elements

$$\{1, \mathbf{i}, \mathbf{j}, \mathbf{k}\}$$

which satisfy

$$\mathbf{i}^2 = \mathbf{j}^2 = \mathbf{k}^2 = \mathbf{ijk} = -1$$

While the elements  $i, j, k$  are often referred to as vectors, we shall see later that they do not have the properties of vectors. Despite the clear utility of the quaternions, there was always a slight mystery and confusion over their nature and use. Today quaternions are still used to represent 3D rotations in many fields since it is recognised that they are a very efficient way of carrying out such operations. However, the confusion still persists, and a deep and detailed understanding of the quaternions has been lost to a generation.




Figure 1. *William Rowan Hamilton 1805-1865*. Inventor of quaternions, and one of the key scientific figures of the 19th century

While Hamilton was developing his quaternionic algebra, Grassmann was formulating his own algebra (Grassman 1844, 1877) the key to which was the introduction of the *exterior* or *outer product* – we denote this outer product by  $\wedge$ , so that the outer product of two vectors  $\mathbf{a}$  and  $\mathbf{b}$  is written as  $\mathbf{a} \wedge \mathbf{b}$ . This product has certain features. One such feature is its **associativity**, i.e.

$$\mathbf{a} \wedge (\mathbf{b} \wedge \mathbf{c}) = (\mathbf{a} \wedge \mathbf{b}) \wedge \mathbf{c}$$

This tells us that the way in which we group the terms together in the outer product does not matter. The other feature is **anticommutativity**, that is, if we reverse the order of vectors in the outer product we change its sign;

$$\mathbf{a} \wedge \mathbf{b} = -\mathbf{b} \wedge \mathbf{a}$$

We are more used to dealing with a product which is commutative, i.e. multiplication between two numbers:  $2 \times 5 = 5 \times 2 = 10$ , but it turns out to be extremely useful in many areas of physics, maths and engineering to have a product which does not necessarily commute. By contrast, the *inner product* between two vectors,  $\mathbf{a}$  and  $\mathbf{b}$ , written as  $\mathbf{a} \cdot \mathbf{b}$  (this produces a scalar whose magnitude is  $ab \cos \theta$ , where  $\theta$  is the angle between the vectors), is **commutative**, i.e.

$$\mathbf{a} \cdot \mathbf{b} = \mathbf{b} \cdot \mathbf{a}$$

Grassmann, a German schoolteacher, was largely ignored during his lifetime but since his death his work has stimulated the fashionable areas of *differential forms* and *Grassmann* (anticommuting) *variables*. The latter are fundamental to the foundation of much of modern supersymmetry and superstring theory.



Figure 2. *Hermann Gunther Grassmann (1809-1877)*. German mathematician and schoolteacher, famous for the algebra which now bears his name.

The next crucial stage of the story occurs in 1878 with the work of the English mathematician, William Kingdon Clifford (Clifford 1878). Clifford was one of the few mathematicians who had read and understood Grassmann's work, and in an attempt to unite the algebras of Hamilton and Grassmann into a single structure, he introduced his own *geometric algebra*. In this algebra we have a single **geometric product** formed by uniting the inner and outer products – this is associative like Grassmann's product but also **invertible**, like products in Hamilton's algebra. In Clifford's geometric algebra an equation of the type  $\mathbf{a}\mathbf{b} = C$  has the solution  $\mathbf{b} = \mathbf{a}^{-1}C$ , where  $\mathbf{a}^{-1}$  exists and is known as the *inverse* of  $\mathbf{a}$ . Neither the inner or outer product possess this invertibility on their own. Much of the power of geometric algebra lies in this property of invertibility.



Figure 3. *William Kingdon Clifford 1845-1879*. Mathematician and philosopher.

Clifford's algebra combined all the advantages of quaternions with those of vector geometry, so geometric algebra should then have gone forward as the main system for mathematical physics. However, two events conspired against this. The first was Clifford's untimely death at the age of just 34 and the second was **Gibbs'** introduction of his *vector calculus*. Vector calculus was well suited to the theory of electromagnetism as it stood at the end of the 19th century; this, and Gibbs' considerable reputation meant that his system eclipsed the work of Clifford and Grassmann. It is ironic that Gibbs himself seems to have been convinced that Grassmann's approach to multiple algebras was the correct one †. With the arrival of Special Relativity physicists realised that they were in need of a system capable of handling four dimensional space but, by this time, the crucial insights of Grassmann and Clifford had been long lost in the papers of the late 19th century.

In the 1920's Clifford algebra resurfaced as the algebra underlying *quantum spin*. In particular, the algebra of *Pauli* and *Dirac* spin matrices became indispensable in quantum theory. However, they were treated just as algebras – the *geometrical* meaning had been lost. Accordingly, we will employ the term 'Clifford algebras' when the use is solely in formal algebra. When applied in its proper, geometric setting we use Clifford's own name of *geometric algebra*. This is also a concession to Grassmann who was actually the first to write down a geometric (Clifford) product!

The situation remained largely unchanged until the 1960's when *David Hestenes* began to recover the geometric meaning behind the Pauli and Dirac algebras (Hestenes 1966). Although his original motivation was to gain some insight into the nature of quantum mechanics, he very soon realised that, properly applied, Clifford's system was nothing less than a universal language for mathematics, physics and engineering. Again, this remarkable work was largely ignored for around 20 years, but today interest in Hestenes' system (Hestenes & Sobczyk 1984, Hestenes 1986) is gathering momentum. There are now many groups around the world working on applying geometric algebra to topics as diverse as black holes and cosmology, quantum tunnelling and quantum field theory, beam dynamics and buckling, computer vision and robotics, protein folding, neural networks and computer aided design (Sommer 1999, Doran *et al.* 1996, Baylis 1996, Lasenby *et al.* 1998). Exactly the same algebraic system is used throughout, making it possible for people to make contributions across a number of these fields simultaneously.

† In the chapter on *Multiple Algebras* in (Gibbs 1906), Gibbs goes to great length in his discussion of the merits of the Grassmannian system




Figure 4. *David Orlin Hestenes*. Inventor of geometric calculus and first to draw attention to the universal nature of geometric algebra.

### 3. Geometric Algebra – a brief outline

In our geometric algebra we start out with *scalars*, i.e. ordinary numbers which have a magnitude but no associated orientation, and *vectors*, i.e. directed line segments with both magnitude and orientation/direction. Let us now take these vectors and look a little more closely at the geometry behind Grassmann's outer product. The outer product between two vectors  $\mathbf{a}$  and  $\mathbf{b}$  is written as  $\mathbf{a} \wedge \mathbf{b}$  and is a **new** quantity called a **bivector**. The bivector  $\mathbf{a} \wedge \mathbf{b}$  is the *directed area* swept out by the two vectors  $\mathbf{a}$  and  $\mathbf{b}$  – thus the outer product of two vectors is a new mathematical entity which encodes the notion of an oriented plane. If we sweep  $\mathbf{b}$  out along  $\mathbf{a}$  we obtain the same bivector but with the opposite sign (orientation). Now, by extending this idea we see that the outer product between three vectors,  $\mathbf{a} \wedge \mathbf{b} \wedge \mathbf{c}$ , is obtained by sweeping the bivector  $\mathbf{a} \wedge \mathbf{b}$  out along  $\mathbf{c}$ , thus giving an oriented volume or trivector. If we sweep  $\mathbf{a}$  across the area represented by the bivector  $\mathbf{b} \wedge \mathbf{c}$  we get the same trivector (it can be shown that it has the same 'orientation') – this fact expresses the associativity of the outer product. Figure 5 summarises these ideas of the basic elements of the algebra as geometric objects. In an  $n$ -dimensional space we can have  $n$ -vectors which are simply *oriented n-volumes* – thus we see that the outer product is easily generalizable to higher dimensions, unlike the Gibbs' vector product which is restricted to 3-dimensions.

The crucial step in developing geometric algebra now comes with the introduction of the **geometric product**. We already know what  $\mathbf{a} \cdot \mathbf{b}$  and  $\mathbf{a} \wedge \mathbf{b}$  are – the geometric product unites these in the single product  $\mathbf{ab}$

$$\mathbf{ab} = \mathbf{a} \cdot \mathbf{b} + \mathbf{a} \wedge \mathbf{b}$$

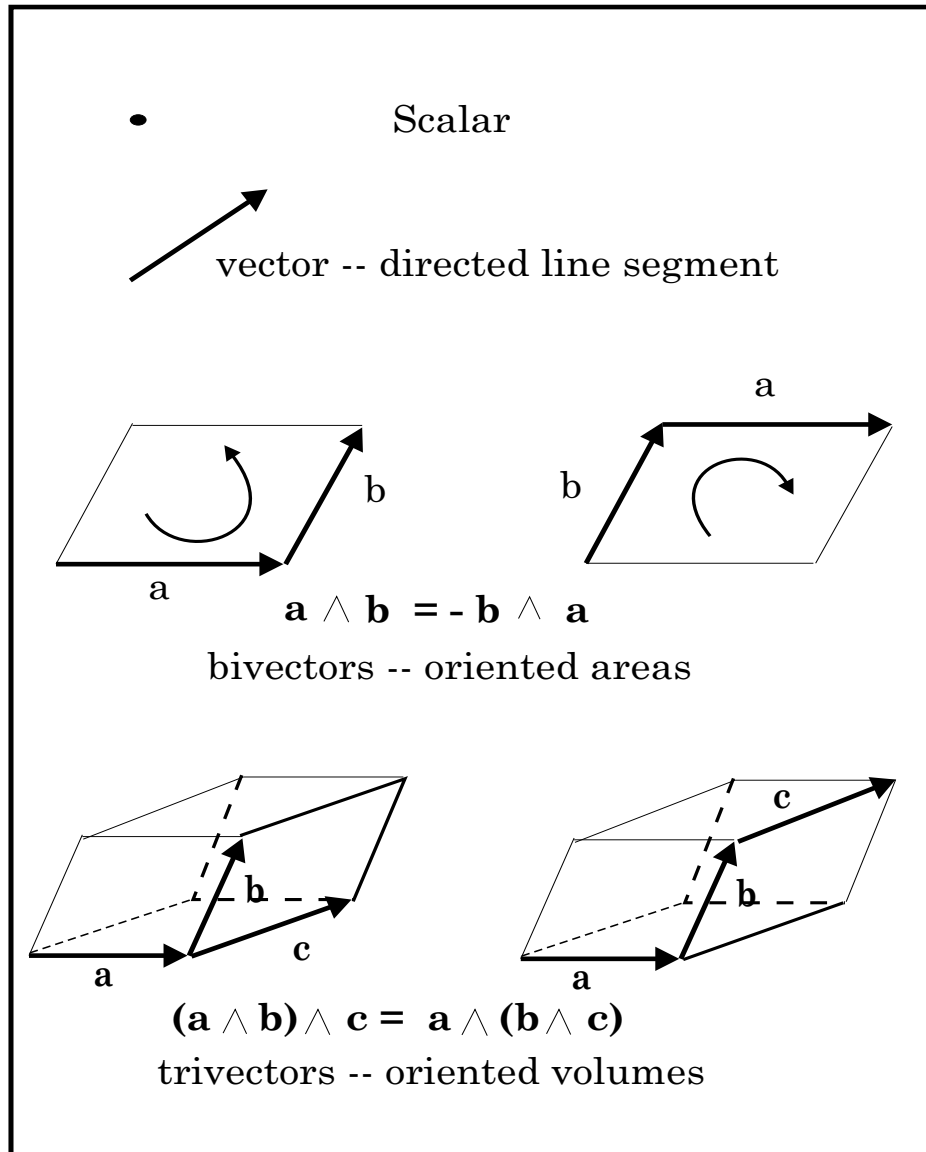


Figure 5. Vectors, bivectors and trivectors shown as oriented geometric objects.

This step of summing two *different* objects is not a totally foreign act, in fact, we have long been doing a similar thing when carrying out operations with complex numbers. It turns out that many quantities in physics can be expressed very concisely and efficiently in terms of *multivectors* (linear combinations of  $n$ -vectors, e.g. a scalar plus a bivector etc.)— indeed, this combining of objects of different types appears to occur at a deep level in physical theory.

(a) *Geometric Algebra in 2D*

In 2-dimensions (a plane), any point can be reached by taking different linear combinations of two vectors with different directions – we say the space is then *spanned* by these two *basis* vectors. Now let these two vectors be *orthonormal*, i.e. of unit length and perpendicular to each other, and call them  $\mathbf{e}_1$  and  $\mathbf{e}_2$ . They satisfy

$$\mathbf{e}_1^2 = \mathbf{e}_2^2 = 1, \quad \mathbf{e}_1 \cdot \mathbf{e}_2 = 0$$

which are the equations which encode these properties. The only other element in our 2D geometric algebra is the bivector  $\mathbf{e}_1 \wedge \mathbf{e}_2$  – this is the highest grade element in the algebra (often called the *pseudoscalar*).

Let us now look at the properties of this bivector. The first thing to note is that

$$\mathbf{e}_1 \mathbf{e}_2 = \mathbf{e}_1 \cdot \mathbf{e}_2 + \mathbf{e}_1 \wedge \mathbf{e}_2 = \mathbf{e}_1 \wedge \mathbf{e}_2 = -\mathbf{e}_2 \wedge \mathbf{e}_1 = -\mathbf{e}_2 \mathbf{e}_1$$

i.e. the geometric product is a pure bivector because the perpendicularity of the vectors guarantees that  $\mathbf{e}_1 \cdot \mathbf{e}_2$  vanishes. Now let us square this bivector:

$$(\mathbf{e}_1 \mathbf{e}_2)^2 = \mathbf{e}_1 \mathbf{e}_2 \mathbf{e}_1 \mathbf{e}_2 = -\mathbf{e}_1 \mathbf{e}_1 \mathbf{e}_2 \mathbf{e}_2 = -(\mathbf{e}_1)^2 (\mathbf{e}_2)^2 = -1$$

Note that we have a real geometric quantity that squares to  $-1$ ! It is therefore tempting to relate this quantity with the unit imaginary of the complex number system (a complex number takes the form  $x + iy$  where the  $i$  is known as the *unit imaginary* and has the property that  $i^2 = -1$ ). Thus, in 2D, geometric algebra reproduces the properties of the complex numbers but uses only geometric objects. In fact, going to geometric algebras of higher dimensions, we begin to see that there are *many* objects that square to  $-1$ , and that we can use them all in their correct geometric setting.

Let us now see what happens when the bivector  $\mathbf{e}_1 \mathbf{e}_2$  multiplies vectors from the left and right. Multiplying  $\mathbf{e}_1$  and  $\mathbf{e}_2$  from the left gives

$$(\mathbf{e}_1 \mathbf{e}_2) \mathbf{e}_1 = -\mathbf{e}_2 \mathbf{e}_1 \mathbf{e}_1 = -\mathbf{e}_2$$

$$(\mathbf{e}_1 \mathbf{e}_2) \mathbf{e}_2 = \mathbf{e}_1 \mathbf{e}_2 \mathbf{e}_2 = \mathbf{e}_1$$

We therefore see that left multiplication by the bivector rotates vectors  $90^\circ$  *clockwise*. Similarly, if we multiply on the right we rotate  $90^\circ$  *anticlockwise* (see figure 6):

$$\mathbf{e}_1 (\mathbf{e}_1 \mathbf{e}_2) = \mathbf{e}_2 \quad \mathbf{e}_2 (\mathbf{e}_1 \mathbf{e}_2) = -\mathbf{e}_1$$



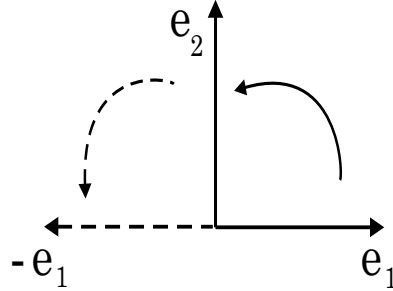


Figure 6. Multiplication on the right by the bivector  $e_1e_2$  rotates  $90^\circ$  anticlockwise

#### 4. Rotations

From the properties of the bivector  $e_1e_2$  it is then very easy to show that a rotation of a vector  $\mathbf{a}$  through an angle  $\theta$  to a vector  $\mathbf{a}'$  is achieved by the equation

$$\mathbf{a}' = R\mathbf{a}\tilde{R}$$

where  $R$  is a quantity we shall call a **rotor** and is made up of a scalar plus a bivector:

$$R = \cos \frac{\theta}{2} - e_1e_2 \sin \frac{\theta}{2}$$

and  $\tilde{R}$  is the same expression but with a '+'. This may at first seem like a rather cumbersome expression to deal with in order to carry out a simple 2D rotation, however it turns out that it is generalizable to higher dimensions and therefore has enormous power.

The above equation,  $\mathbf{a}' = R\mathbf{a}\tilde{R}$ , is, in fact, the formula which is used to rotate a vector in any dimension – if we go to 3-dimensions, the rotor  $R$  will rotate by an angle  $\theta$  in the plane described by a bivector. Therefore, all we need do is replace the bivector  $e_1e_2$  by the bivector which defines the plane of rotation, see figure 7. And that is all there is to it – using this very simple expression we find that we can not only rotate vectors, but also bivectors and higher grade quantities. To carry out rotations in 3D in a manner which extended the concepts we understood in 2D was a problem Hamilton struggled with for many years and finally produced, as his solution, the *quaternions*. In fact, the elements of Hamilton’s quaternion algebra are nothing other than elementary bivectors (planes).

Having this very simple idea of a *rotor* which performs rotations we can give amazingly simple geometric interpretations of many otherwise complicated fields – some examples are given below.

#### 5. Special Relativity

Special relativity was introduced in 1905 and heralded the beginning of a new era in physics; the departure from the purely classical regime of Newton-

*Phil. Trans. R. Soc. Lond. A* (1996)

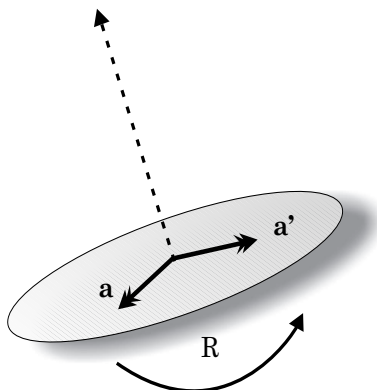


Figure 7. The rotor  $R$  taking the vector  $\mathbf{a}$  to the vector  $\mathbf{a}'$ . Note that the concept of the perpendicular vector is no longer needed, it is the bivector or plane of rotation that is important.

nian physics. In special relativity (SR) we deal with a 4-dimensional space; the three dimensions of ordinary Euclidean space, and time. Suppose we have a stationary observer with whom we can associate coordinates of space and time, this observer will observe events from his *spacetime* position. Now suppose that we have another observer travelling at a velocity  $\mathbf{v}$  – he too will observe events from his continuously changing spacetime position. The problem of how the two observers perceive different events is relatively easy when the speed,  $|\mathbf{v}|$ , is small. But, when  $|\mathbf{v}|$  approaches the speed of light,  $c$ , and we add in the fact that  $c$  must be constant **in any frame**, the mathematics is no longer so straightforward. Conventionally, one can derive a coordinate transformation between the frames of the two observers, and to move between these two frames we apply a matrix transformation known as a **Lorentz Boost**. Geometric algebra provides us with a beautifully simple way of dealing with special relativistic transformations using nothing other than the formula for rotations discussed above, namely  $\mathbf{a}' = R\mathbf{a}\tilde{R}$  (Hestenes 1966, Gull *et al.* 1993). Our space now has 4-dimensions and our basis vectors are the three space directions and one time direction; let us call these basis vectors  $\gamma_0, \gamma_1, \gamma_2, \gamma_3$ . Because we have 4 dimensions we have 6 bivectors (the three spatial bivectors plus the bivectors made up of space-time ‘planes’). The Lorentz boost turns out to be simply a rotor  $R$  which takes the time axis to a different position in 4D –  $R\gamma_0\tilde{R}$ , see figure 8. So, in an elegant coordinate-free way we are able to give the transformations of SR an intuitive geometric meaning. All the usual results of SR follow very quickly from this starting point. For example, the complicated formulae for the transformation of the electric ( $\mathbf{E}$ ) and magnetic ( $\mathbf{B}$ ) fields under a Lorentz boost are replaced by the (much simpler!) result

$$\mathbf{E}' + I\mathbf{B}' = R(\mathbf{E} + I\mathbf{B})\tilde{R}$$

where  $I = \gamma_0\gamma_1\gamma_2\gamma_3$  is the pseudoscalar of 4D space (a 4-volume) and dashes denote transformed quantities.

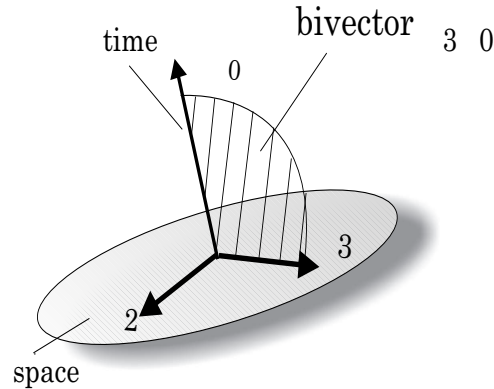


Figure 8. Illustration of the 4D spacetime axes. One of the time-space bivectors is shown – as before it defines a plane in our space and can therefore be used in rotating the axes.

## 6. Quantum Mechanics

In non-relativistic quantum mechanics there are important quantities known as *Pauli spinors* – using these spinors we are able to write down an equation (the *Pauli equation*) which governs the behaviour of a quantum mechanical state in some external field. The equation involves quantities called *spin operators* which are conventionally seen as completely different entities to the *states*. Using the 3D geometric algebra we are able to write down the equivalent to the Pauli equation where the operators and states are all real-space multivectors – indeed the spinors become rotors of the type we have discussed earlier.

Now, the extension to *relativistic quantum mechanics* is easy. Conventionally this is described by the Dirac algebra, where the *Dirac equation* again tells us about the state of the particle in an external field. This time we use the 4D space-time geometric algebra and once again the *wavefunction* in conventional quantum mechanics becomes an instruction to rotate a basis set of axes and align them in certain directions – analogous to the theory of rigid body mechanics! The simplicity of this approach has some interesting consequences. The Dirac equation for some external potential  $A$  can be solved and by seeing where the time axis,  $\gamma_0$ , has been rotated to, we can plot streamlines (lines which give the direction of the particle's velocity at each point) of the particle motion. We can illustrate the comparison with conventional theory with a simple example. Consider the case of an incident particle packet, of energy say 5eV, encountering a rectangular barrier potential of height 10eV and finite width, say  $5\text{\AA}$  – see figure 9. The theory of quantum mechanics enables us to predict that despite the seemingly

impenetrable barrier, some of the packet indeed emerges the other side – an effect called **tunnelling** which is of fundamental importance in many of today’s semiconductor devices. However, when we ask the apparently obvious question of *how long does a tunnelling particle spend inside the barrier*, quantum theory provides us with a variety of answers: a) this cannot be discussed as *time* is not an Hermitian observable, b) the time is identically zero, c) the time taken is imaginary. Why should quantum mechanics make such strange predictions? The main reason for the inability to deal with the path of the particle/packet within the barrier lies in the use of  $i$ , the uninterpreted scalar imaginary ( $i^2 = -1$ ); conventionally the momentum of the particle within the barrier is taken as a multiple of  $i$  and this leads to these rather unhelpful ideas of imaginary time.

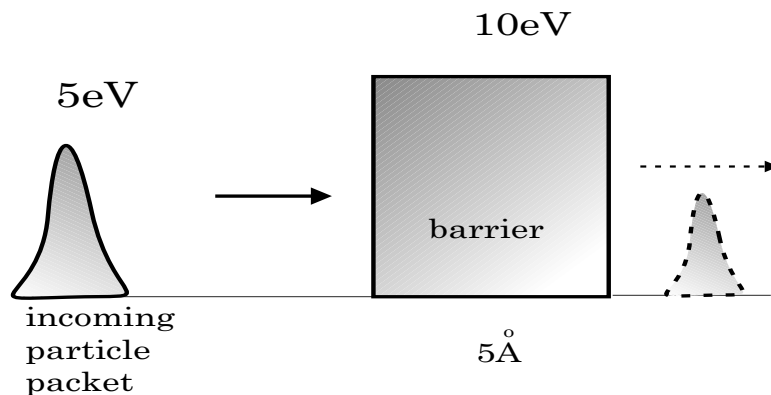


Figure 9. Particle packet incident on a barrier of higher energy than itself

However, the geometric algebra approach tells us that we should plot the streamlines representing the path of the particle within the barrier and hence find how much time they really spend inside the barrier. Not too far into the next millenium it may be possible to compare the times given by this theory with times measured in actual experiments. Figure 10 shows the predicted streamlines of particles starting at different positions within the wavepacket of energy 5eV incident on a barrier of height 10eV and width  $5\text{\AA}$  as depicted above. It can be seen that the particle streamlines *slow up* whilst in the barrier. This is in contrast to some recent discussions of superluminal velocities within such barriers, which have been inferred from the experimentally observed fact that particles tunnelling through a barrier reach a target *before* those travelling an equivalent distance in free space. This apparent contradiction is explained here by the fact that it is particles near the front of the wavepacket, which already have a head start, which are transmitted and able to reach the target<sup>†</sup>.

<sup>†</sup> It is interesting to note that much of the currently fashionable area of *quantum cosmology* is based on the concepts of imaginary time.

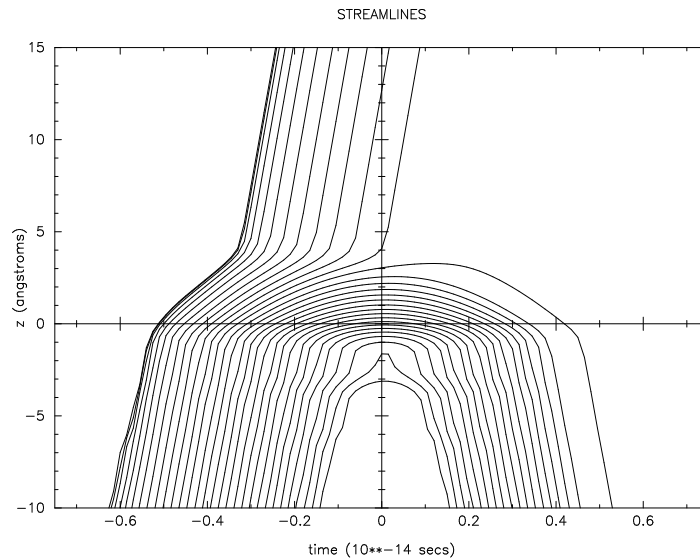


Figure 10. Streamlines of particles (energy 5eV) incident on a barrier (energy 10eV).  $z$  is the distance (in Angstroms) in the direction of travel and the barrier is between  $z = 0$  and  $z = 5$ . Particles start out at different positions within the wavepacket, illustrated by the spread of lines along the  $z = -10$  axis. Particles near the front of the wavepacket are transmitted whereas those near the back are reflected.

## 7. Gravity

Electromagnetism is a *gauge theory*. A gauge theory occurs if we stipulate that global symmetries must also become local symmetries (in electromagnetism these symmetries are called *phase rotations*) – the price one has to pay to achieve this is the introduction of *forces*. In geometric algebra, gravity can also be regarded as a gauge theory, and here the symmetries are much easier to understand. Suppose we require that physics at all points of spacetime is invariant under arbitrary local displacements and rotations (recall that by rotations in 4D we are referring to Lorentz boosts) – the *gauge field* which results from such a requirement is the gravitational field. A consequence of this theory is the huge simplification of being able to discuss gravity entirely in a *flat spacetime* background (Lasenby *et al.* 1998). There is no need for the complex notions of curved spacetime we are all used to associating with Einstein’s theory of general relativity (GR). This is where the GA approach differs from past gauge theoretic approaches to gravity – these past theories have still retained the ideas of a curved spacetime background. *Locally* the GA gauge theory of gravity reproduces all the results of general relativity, but *globally* the two theories will differ when issues of topology are at hand. For example, whenever there is discussion of singularities or horizons (as with black holes), the GA theory can give different predictions to conventional

GR. Some improved methods for *solution*, working entirely with physical quantities, have also been found in GA.

The GA gauge theory of gravity deals with extreme fields (i.e. fields in which singularities occur) in a different manner to GR. These singularities are treated simply in a manner analogous to that employed in electromagnetism (using *integral theorems*). The interaction with quantum fields is also different and suggests an alternative route to a quantum theory of gravity. In this context it is also interesting to note that many of the other fashionable attempts at uniting gravity and quantum theory (twistors, supergravity, superstrings) also sit naturally withing the GA framework.

### 8. Rods, Shells and Buckling Beams

It is not only in the areas of fundamental physics that geometric algebra is a useful tool. The concept of a frame of reference which varies in either space or time (or both) is at the heart of much work which tries to understand deforming bodies. Let us take, as a simple example, a beam of uniform cross-section which is subject to some loading along its length – the properties of the beam and the loading will determine how the beam deforms. Mathematically we can describe the deformation by splitting up the beam into very small segments and attaching a frame (three mutually perpendicular axes) to the centre of mass of each segment. Initially, under no loading and no torsion we expect the origin,  $O$ , of each frame to be along the centreline of the beam and that each frame is aligned so that the  $x$  axis points along the length of the beam and the  $z$ -axis vertically upwards. Now, as the beam deforms we can describe its position at a given time by specifying the position of the origin and the orientation of the frame for each segment.

Suppose we have a fixed frame at one end of the beam, the frame at segment  $i$  will then be related to this fixed frame by some rotor,  $R_i$ . Thus, as we move along the beam, the orientations are described by a rotor which varies with distance  $x$  (see figure 11). For a given loading and specified boundary conditions one might want to solve for the rotors to give information on the buckling properties of the beam. Conventionally this task has been carried out using a variety of means to encode rotations; Euler angles, rotational parameters, direction cosines, rotation matrices etc. The advantage of using rotors is twofold; firstly, they automatically have the correct number of degrees of freedom (3) unlike, for example, direction cosines (where we have 9 parameters, only 3 of which are independent), and secondly we can solve the full equations (without approximations) in an efficient manner.

One can take this idea of varying frames one stage further. Today, much of the

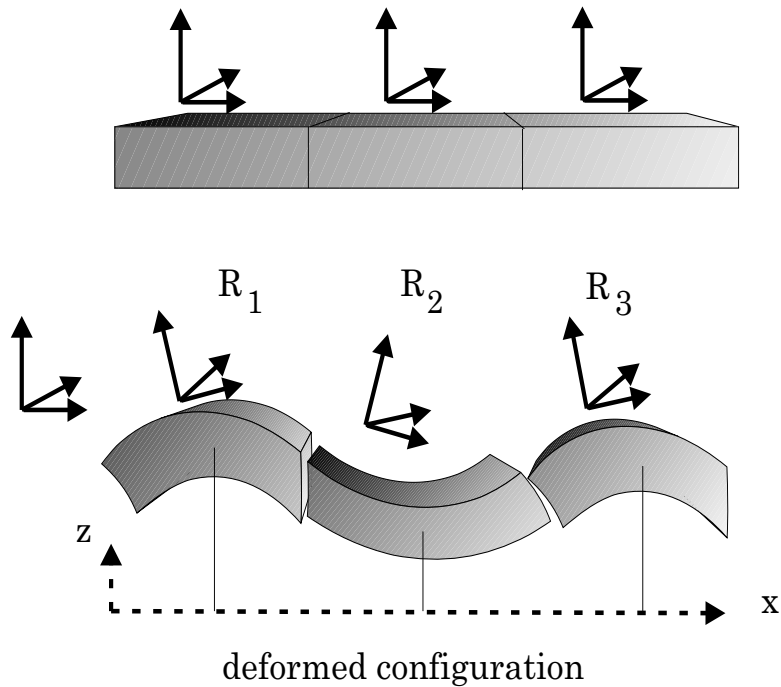


Figure 11. Model of a beam split into very small segments – the deformation is described by the position and orientation of each segment

research in modern structural mechanics has become the province of the mathematician. In order to deal with thin structures such as rods and shells, where, under deformation, the surface structure can be fairly complicated, people saw that areas of mathematics such as *differential geometry* and *differential topology* might provide useful tools. Indeed much of the finite element code used today in standard structural engineering packages is written from algorithms based on this mathematics. The outcome is, however, that many of the engineers can no longer understand the working of such packages, and must take for granted that what they are using is correct. On the other hand, using geometric algebra, the problem again reduces to having rotors which may vary in time and/or space across any given surface – the mathematics is no harder than one would use to solve simple mechanics problems (McRobie & Lasenby 1999). The internal finite element code thus becomes accessible to engineers and modifications are possible.

## 9. Computer Vision and Motion Analysis

Computer vision is essentially the art of reconstructing or inferring things about the real 3D world from views of the scene taken in one or several cameras. The positions and orientations of the cameras may or may not be known and the internal parameters of the cameras (which determine how the images we see differ from those which would result from a perfect projection onto an image plane) may also be unknown. From this rather simplified description one can see that a significant amount of 3D geometry will be involved. In fact, since the mid 1980's much of computer vision has been written in the language of *projective geometry* (Faugeras 1993). In classical projective geometry we define a 3D space whose points correspond to lines through some origin (specified point) in a 4D space. Using such a system the algebra of incidence (intersections of lines, planes etc.) is extremely elegant and moreover, transformations which in 3D appear complicated (e.g. projection of points, lines etc. down onto a given plane) now become simple. In recent years people have started to use an algebra called the *Grassmann-Cayley algebra* for projective geometry calculations and manipulations – this is effectively Grassmann's exterior algebra as it restricts itself to using only the outer product. Geometric algebra contains the exterior algebra as a subset and is therefore an ideal language for expressing all the ideas of projective geometry (Hestenes & Ziegler 1991; Lasenby & Bayro Corrochano 1997). However, GA also has the notion of an inner product which often allows us to do things which would be very difficult with only an outer product.

To illustrate another way in which geometric algebra can be used in computer vision, let us look at a problem which occurs in motion analysis (the reconstruction of the 3D motion of an object from the image coordinates of matched points in several camera views), in scene reconstruction and image registration (mosaicing a number of different, overlapping images when limited information is available). Suppose we have a number of cameras observing an object, we suppose also for convenience that markers are placed on the object so that these points can be easily extracted in the images. Figure 12 shows a sketch of a 3-camera system.

Now, if we observe a scene with say,  $M$  cameras, we will find that in each pair of cameras there is a subset of the total number of markers which are visible. The first problem is to find, using these  $M$  images, the best estimates of the relative positions and orientations of each camera. Once we know the positions of the cameras we would like to *triangulate* in order to find the 3D coordinates of other world points visible in a number of images – these problems are not too difficult for exactly known image points but become much harder if these points are noisy. There do of course exist conventional techniques for solving these



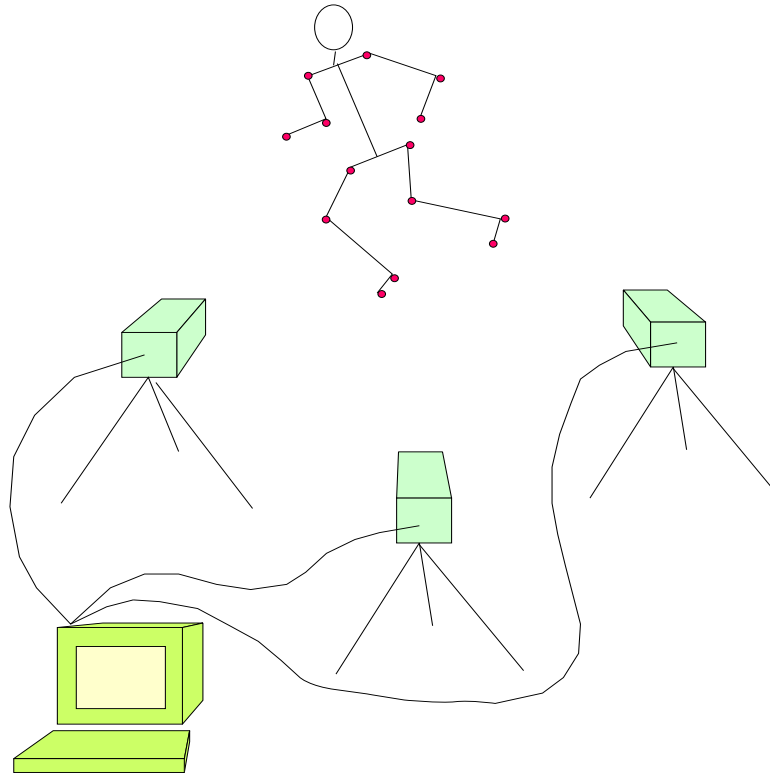


Figure 12. Schematic showing a marked object observed by a system of cameras feeding data back to the processor

problems – indeed photogrammetrists have been doing precisely this for many years. However, generally, the solutions involve large optimizations which are often unstable. This is where geometric algebra can help. Using GA it is possible to solve both the calibration and triangulation problems in a way which takes into account all the data from each camera simultaneously. The optimizations involved in the solutions are able to use both first and second analytic (as opposed to numerical) derivatives<sup>†</sup> of all quantities to be estimated in a consistent way. Conventionally, it is much harder to take derivatives of quantities representing rotations. Using GA in this way it is possible to produce accurate solutions while reducing the computational load, thus making it useful in applications which require many such optimizations.

<sup>†</sup> A derivative is simply the rate of change of a quantity; for example, speed and acceleration are the first and second derivatives of distance with respect to time

## 10. Conclusions

We have attempted to give a brief introduction to the mathematical system we refer to as *geometric algebra* and to illustrate its usefulness in a variety of fields. While we have discussed a range of topics from quantum mechanics to buckling beams, there are many persuasive examples of the use of GA in physics and engineering that we have not discussed. These include electromagnetics, polarization, geometric modelling and linear algebra. The modern tools of mathematics, of which most of us are familiar with but a few, are varied and complex. In one lifetime of research we can hope only to master a very few areas. However, if most of physics and mathematics were to use the *same* language the situation would perhaps be different. We hope that we have shown in this paper that geometric algebra is a candidate for such a unified language.

## References

- [Baylis 1996] Baylis W. (Editor) 1996. *Clifford (Geometric) Algebras: with Applications in Physics, Mathematics and Engineering*, Birkhauser Boston.
- [Clifford 1878] Clifford, W.K. 1878. Applications of Grassmann's extensive algebra. *Am. J. Math.* 1: 350–358.
- [Doran *et al.* 1996] Doran, C.J.L., Lasenby, A.N., Gull, S.F., Somaroo, S. and Challinor, A. 1996. Spacetime Algebra and Electron Physics. *Advances in Electronics and Electron Physics.* 95: 272-383.
- [Faugeras 1993] Faugeras, O. 1993. Three-Dimensional Computer Vision: A geometric viewpoint. Artificial Intelligence. MIT Press, Cambridge MA.
- [Grassmann 1844] Grassmann, H. 1844. Die Wissenschaft der extensiven Grösse oder die Ausdehnungslehre, eine neue mathematischen Disciplin. *Leipzig*.
- [Grassmann 1877] Grassmann, H. 1877. Der Ort der Hamilton'schen Quaternionen in der Ausdehnungslehre. *Math. Ann.*, 12: 375.
- [Gibbs 1906] Gibbs, W. 1906. The Scientific Papers of Willard Gibbs. Longmas, Green and Company, Vol.III. London.
- [Gull *et al.* 1993] Gull, S.F., Lasenby, A.N. and Doran, C.J.L. 1993. Imaginary numbers are not real — the geometric algebra of spacetime. *Found. Phys.*, 23(9): 1175.
- [Hamilton 1844] Hamilton, W.R. 1844. On Quaternions: or a new system of imaginaries in algebra. *Phil.Mag. 3rd Series*, 25, 489-495.
- [Hestenes 1966] Hestenes, D 1966. Space-Time Algebra. *Gordon and Breach*.
- [Hestenes & Sobczyk 1984] Hestenes, D. and Sobczyk, G. 1984. Clifford Algebra to Geometric Calculus: A unified language for mathematics and physics. *D. Reidel*, Dordrecht.
- [Hestenes 1986] Hestenes, D. 1986. New Foundations for Classical Mechanics *D. Reidel*, Dordrecht.
- [Hestenes & Ziegler 1991] Hestenes, D. and Ziegler, R. 1991. Projective Geometry with Clifford Algebra. *Acta Applicandae Mathematicae*, 23: 25–63.
- [Lasenby & Bayro-Corrochano 1997] Lasenby, J. and Bayro-Corrochano, E. 1997. Computing 3D Projective Invariants from Points and Lines. *7th International Conference on Computer Analysis of Images and Patterns (CAIP-97)*, Kiel, Germany, September 10-12, pp334-338.
- [Lasenby *et al.* 1998] Lasenby, A.N., Doran, C.J.L., and Gull, S.F. 1998. Gravity, gauge theories and geometric algebra. *Phil.Trans.Roy.Soc.A* 356, 487-582.
- [McRobie & Lasenby 1999] McRobie, F.A. and Lasenby, J. 1999. Simo-Vu Quoc rods using Clifford Algebra. to appear in *Int. Journal. Num. Methods. Eng.*
- [Sommer 1999] Sommer, G. (Editor) 1999. Applications of Geometric Algebra in Engineering. to be published mid 1999 (Springer Verlag).